



HOW TO READ A PEYOTE STITCH PATTERN

Blue transition



Blue transition

Word Chart

Row 1&2 (L) (2)G, (2)F, (4)A, (2)C, (2)A
Row 3 (R) (1)B, (1)A, (1)D, (2)A, (1)G
Row 4 (L) (1)G, (2)A, (1)D, (1)C, (1)A
Row 5 (R) (1)A, (1)C, (1)D, (1)E, (2)A
Row 6 (L) (1)G, (2)A, (1)D, (1)C, (1)B
Row 7 (R) (1)B, (1)C, (1)D, (2)A, (1)G
Row 8 (L) (1)A, (1)F, (2)A, (1)C, (1)B
Row 9 (R) (1)B, (1)C, (2)A, (1)F, (1)A
Row 10 (L) (1)G, (1)A, (1)E, (2)A, (1)B
Row 11 (R) (1)B, (2)A, (1)E, (1)A, (1)G
Row 12 (L) (1)G, (1)A, (1)E, (1)D, (2)A
Row 13 (R) (1)B, (1)A, (1)D, (1)E, (1)F, (1)A
Row 14 (L) (1)A, (1)F, (1)E, (1)D, (1)A, (1)B
Row 15 (R) (1)B, (1)C, (1)A, (1)E, (1)F, (1)G
Row 16 (L) (1)G, (1)F, (1)E, (1)A, (1)C, (1)B
Row 17 (R) (1)B, (1)C, (1)D, (1)A, (1)F, (1)G
Row 18 (L) (1)G, (1)F, (1)A, (1)D, (1)C, (1)B
Row 19 (R) (1)B, (1)C, (1)D, (1)E, (1)A, (1)G
Row 20 (L) (1)G, (1)A, (1)E, (1)D, (1)C, (1)B
Row 21 (R) (1)B, (1)C, (1)A, (1)E, (1)F, (1)A
Row 22 (L) (2)A, (1)E, (1)D, (1)A, (1)B
Row 23 (R) (1)B, (1)A, (1)D, (1)E, (2)A
Row 24 (L) (1)G, (2)A, (1)D, (1)C, (1)A
Row 25 (R) (2)A, (1)D, (1)E, (1)A, (1)G
Row 26 (L) (1)G, (1)F, (1)E, (1)D, (2)A
Row 27 (R) (1)B, (2)A, (1)E, (1)F, (1)G
Row 28 (L) (1)G, (1)F, (1)E, (2)A, (1)B
Row 29 (R) (1)B, (1)C, (2)A, (1)F, (1)G
Row 30 (L) (1)G, (1)F, (2)A, (1)C, (1)B
Row 31 (R) (1)B, (1)C, (1)D, (2)A, (1)G
Row 32 (L) (1)G, (2)A, (1)D, (1)C, (1)B
Row 33 (R) (1)A, (1)C, (1)D, (1)E, (2)A
Row 34 (L) (1)G, (1)A, (1)E, (1)D, (1)C, (1)A
Row 35 (R) (1)B, (1)A, (1)D, (1)E, (1)A, (1)G
Row 36 (L) (1)G, (1)F, (1)A, (1)D, (1)C, (1)A
Row 37 (R) (1)A, (1)C, (1)D, (1)A, (1)F, (1)G
Row 38 (L) (1)G, (1)F, (1)E, (1)A, (1)C, (1)B
Row 39 (R) (1)B, (1)C, (1)D, (1)A, (1)F, (1)G
Row 40 (L) (1)G, (1)F, (1)A, (1)D, (1)C, (1)B
Row 41 (R) (1)B, (1)C, (1)D, (1)E, (1)A, (1)G
Row 42 (L) (1)G, (1)A, (1)E, (1)D, (1)C, (1)B
Row 43 (R) (1)B, (1)C, (1)A, (1)E, (2)A
Row 44 (L) (1)G, (2)A, (1)D, (1)A, (1)B

What Is the Difference Between Even and Odd Peyote Stitch?



Even Peyote



Odd Peyote



Blue transition

Bead Legend

Chart #:A
DB-31
24kt Gold Plated
Count:

Chart #:B
DB-2387
Color Lined Tidal
Count:130

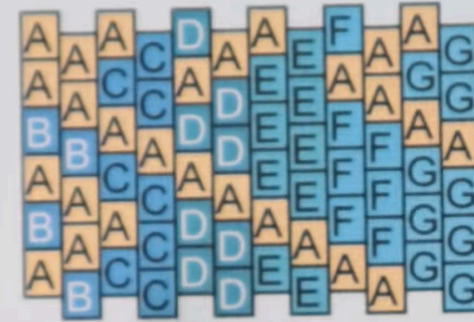
Chart #:C
DB-0325
Matte Metallic Blue Iris
Count:121

Chart #:F
DB-0692
Dyed SF S/L Aqua
Count:

Chart #:F
DB-0692
Dyed SF S/L Aqua
Count:115

Chart #:G
DB-0239
Lt Aqua Ceylon
Count:132

Check the First Page Pattern
Name & Bead Legend



Look at the Bead Chart

How To Read A Peyote Stitch Pattern With a Word Chart?

Bead Legend

Chart #:A
DB-31
24kt Gold Plated
Count:419

Chart #:B
DB-2387
Color Lined Tidal
Count:130


Chart #:E
DB-0149
S/L Capri Blue
Count:118

Chart #:F
DB-0692
Dyed SF S/L Aqua
Count:115

Count the Rows Correctly

Blue transition

Bead Chart



Use the Word Chart

Blue transition

Word Chart

Row 1&2 (L) (2)G, (2)F, (4)A, (2)C, (2)A
Row 3 (R) (1)B, (1)A, (1)D, (2)A, (1)G
Row 4 (L) (1)G, (2)A, (1)D, (1)C, (1)A
Row 5 (R) (1)C, (1)D, (1)E, (2)A
Row 6 (L) (1)D, (1)C, (1)B
Row 7 (R) (1)D, (2)A, (1)G
Row 8 (L) (1)C, (1)B
Row 9 (R) (1)F, (1)A
Row 10 (L) (1)A, (1)B
Row 11 (R) (1)B, (1)A
Row 12 (L) (1)G, (1)A
Row 13 (R) (1)B, (1)A
Row 14 (L) (1)A, (1)B
Row 15 (R) (1)B, (1)A

Check the First
Page Pattern Name
& Bead Legend

Blue transition

Bead Legend

Chart #:A
DB-31
24kt Gold Plated
Count:

Chart
DB-01
S/L C
Count:


Chart #:B
DB-2387
Color Lined Tidal
Count:130

Chart #:F
DB-0692
Dyed SF S/L Aqua
Count:115

Chart #:C
DB-0325
Matte Metallic Blue Iris
Count:121

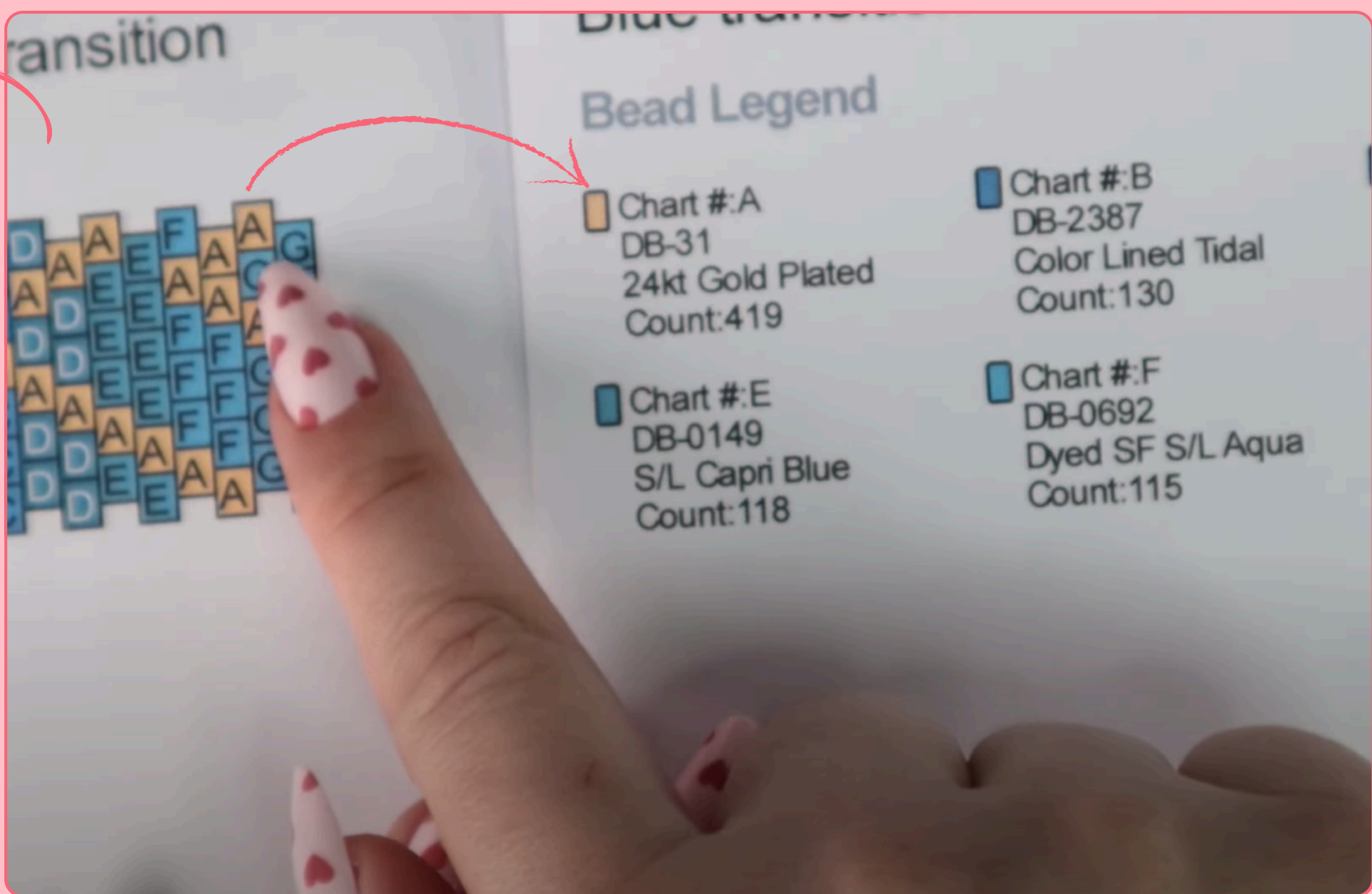
Chart #:G
DB-0239
Lt Aqua Ceylon
Count:132

Look at the Bead
Chart



A	A	A	C	D	A	A	F	A	A
A	A	C	C	A	D	E	A	A	G
B	B	A	A	D	D	E	F	A	G
A	A	C	A	A	D	E	F	F	G
B	A	C	C	D	A	E	F	F	G
A	B	C	C	D	E	E	A	A	G

Count the Rows
Correctly





Bead Chart

A	A	C	C	A	A	F	F	G	G
B	A	A	C	D	A	A	A	G	G
A	B	C	C	D	A	A	A	A	G
B	B	C	C	A	A	A	F	A	G
B	B	A	A	A	A	E	F	G	G
B	B	A	A	D	E	E	F	A	G
B	B	C	C	A	E	E	F	G	G
B	B	C	C	D	E	E	F	G	G
B	B	C	C	D	E	E	F	A	G
B	B	C	C	A	E	E	F	A	G
A	A	A	A	D	E	A	A	A	G
B	A	A	A	D	E	E	F	A	G

Word Chart

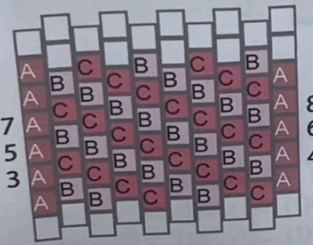
Row 15 (R) (1)B, (1)C

Chart #1A
Galv. Duracoat
Magenta - 4219
Count: 11

Dark rose silver
lined alabaster - 645
Count: 22

Pink silver lined
alabaster - 643
Count: 22

Bead Chart



Technique: Even count Peyote Stitch
Columns: 10
Rows: 11
Starting bead: lower right
Width: ...
Length: ...
Beads: Miyuki Delica, beads size 11/0
Number of colors: 3

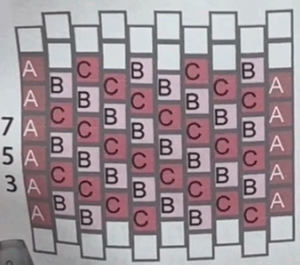
Gather Your Even Count Peyote
Pattern Details

Galv. Duracoat
Magenta - 4219
Count: 11

lined alabaster - 645
Count: 22

alabaster - 643
Count: 22


Bead Chart



Technique: Even count Peyote Stitch
Columns: 10
Rows: 11
Starting bead: lower right
Width: ...
Length: ...
Beads: Miyuki Delica, beads size 11/0
Number of colors: 3

Find the Starting Point

Read Even Count Peyote Stitch Patterns



Width: ...
Length: ...
Beads: Miyuki Delica, beads size 11/0
Number of colors: 3

Word Chart

Row 1&2: (1)A, (2)C, (2)B, (2)C, (2)B, (1)A
Row 3: (1)A, (1)C, (1)B, (1)C, (1)B
Row 4: (1)A, (1)B, (1)C, (1)B, (1)C
Row 5: (1)A, (1)B, (1)C, (1)B, (1)C
Row 6: (1)A, (1)C, (1)B, (1)C, (1)B

Work Row 3

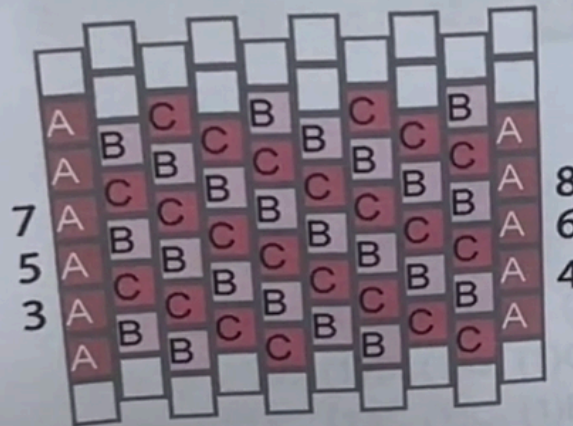
Word Chart

Row 1&2: (1)A, (2)C, (2)B, (2)C, (2)B,
Row 3: (1)A, (1)C, (1)B, (1)C, (1)B
Row 4: (1)A, (1)B, (1)C, (1)B, (1)C
Row 5: (1)A, (1)B, (1)C, (1)B, (1)C
Row 6: (1)A, (1)C, (1)B, (1)C, (1)B

Work Row 4 and Subsequent
Rows

Gather Your Even Count Peyote Pattern Details

Bead Chart



Technique: Even count Peyote Stitch

Columns: 10

Rows: 11

Starting bead: lower right

Width: ...

Length: ...

Beads: Miyuki Delica, beads size 11/0

Number of colors: 3

Word Chart

Row 1&2: (1)A, (2)C, (2)B, (2)C, (2)B, (1)A

Row 3: (1)A, (2)C, (2)B, (1)C, (1)B

Row 4: (1)A, (2)C, (1)B, (1)C

Row 5: (1)C, (1)B, (1)C

Row 6: (1)B, (1)C, (1)A

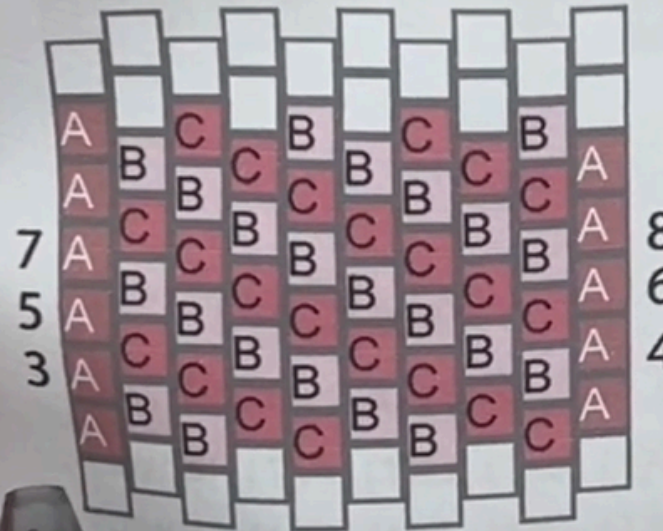
Find the Starting
Point

Magenta - 4219
Count: 11

lined alabaster - 645
Count: 22

alaba.
Count:

Bead Chart



Technique: Even count Peyote Stitch

Columns: 10

Rows: 11

Starting bead: lower right

Width: ...

Length:...

Beads: Miyuki Delica, beads size 11/0

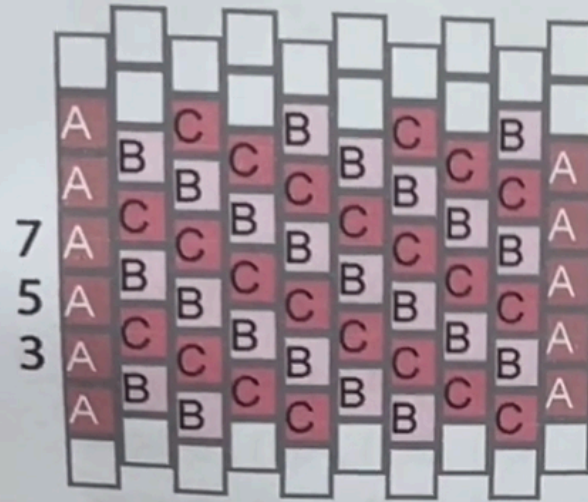
Number of colors: 3

Word Chart

Row 1&2: (1)A, (2)C, (2)B, (2)C, (2)B, (1)A

Row 3: (1)A, (1)C, (1)B, (1)C, (1)B

Work Row 3



Technique: Even count Peyote Stitch

Columns: 10

Rows: 11

Starting bead: lower right

Width: ...

Length: ...

Beads: Miyuki Delica, beads size 11/0

Number of colors: 3

Word Chart

Row 1&2: (1)A, (2)C, (2)B, (2)C, (2)B, (1)A

Row 3: (1)A, (1)C, (1)B, (1)C, (1)B

Row 4: (1)A, (1)B, (1)C, (1)B, (1)C

Row 5: (1)A, (1)B, (1)C, (1)B, (1)C

Row 6: (1)A, (1)C, (1)B, (1)C, (1)B


Row 9: (1)A, (1)B, (1)C, (1)B, (1)C

Row 10: (1)A, (1)C, (1)B, (1)C, (1)B

Row 11: (1)A, (1)C, (1)B, (1)C, (1)B

Work Row 4 and
Subsequent
Rows

Bead Chart



Technique: Even count Pe
Columns: 10
Rows: 11
Starting bead: lower right
Width: ...
Length: ...
Beads: Miyuki Delica, beads s
Number of colors: 3

Word Chart

Row 1&2: (1)A, (2)C, (2)B, (2)C, (2)B, (1)A
Row 3: (1)A, (1)C, (1)B, (1)C, (1)B
Row 4: (1)A, (1)B, (1)C, (1)B, (1)C
Row 5: (1)A, (1)B, (1)C, (1)B, (1)C
Row 6: (1)A, (1)C, (1)B, (1)C

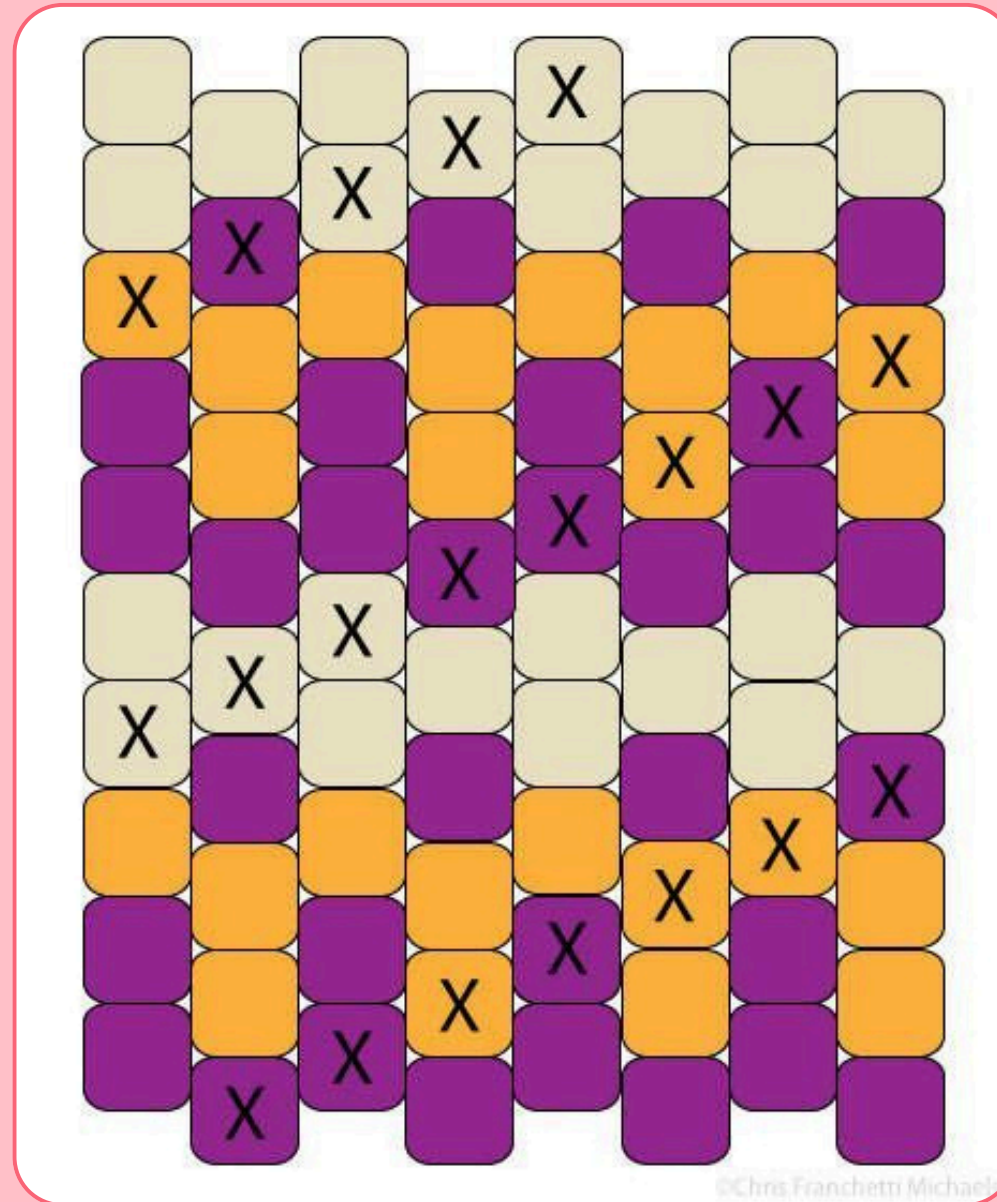


How To Make Peyote Stitch Patterns?

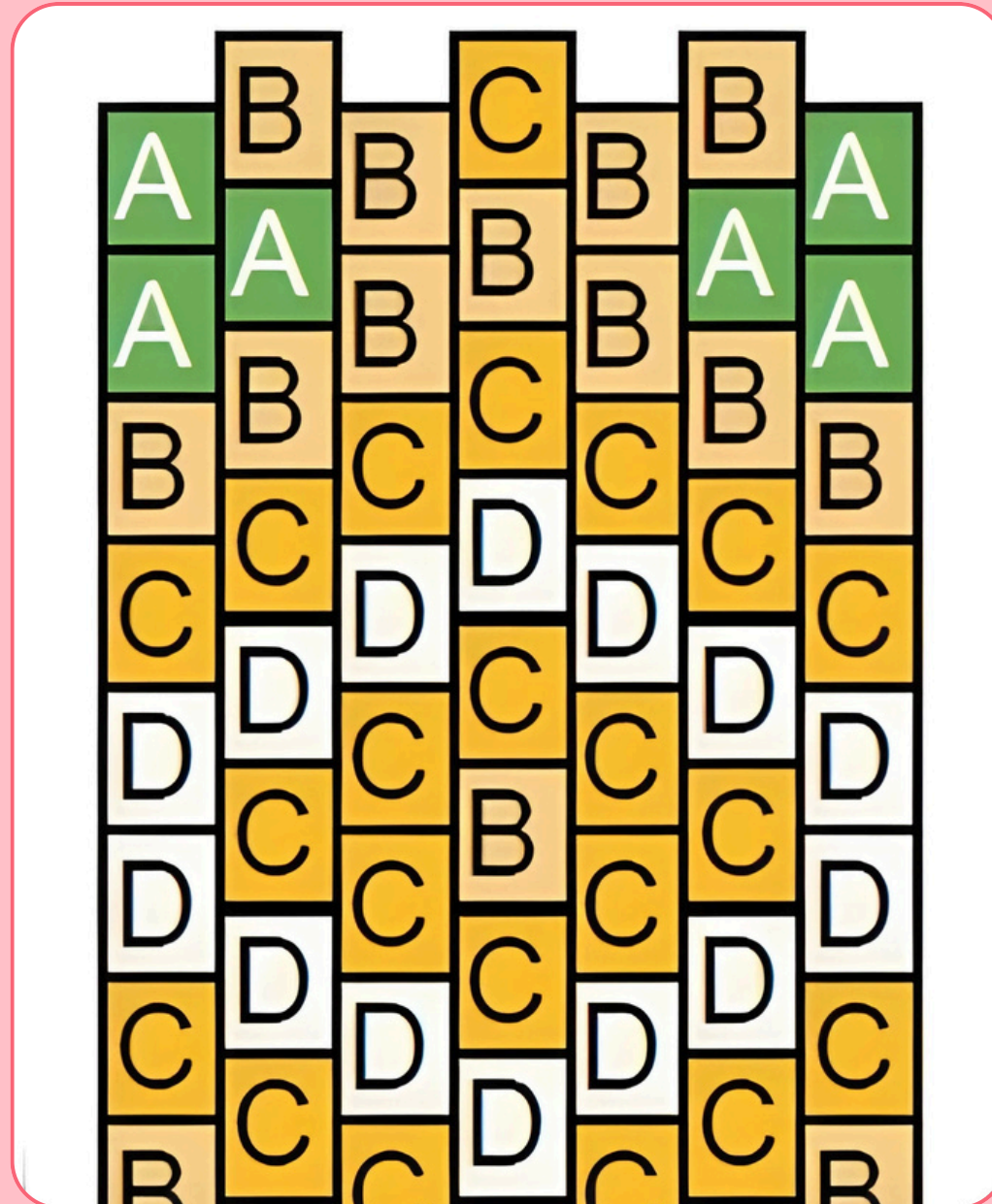
Easy Peyote Stitch Patterns



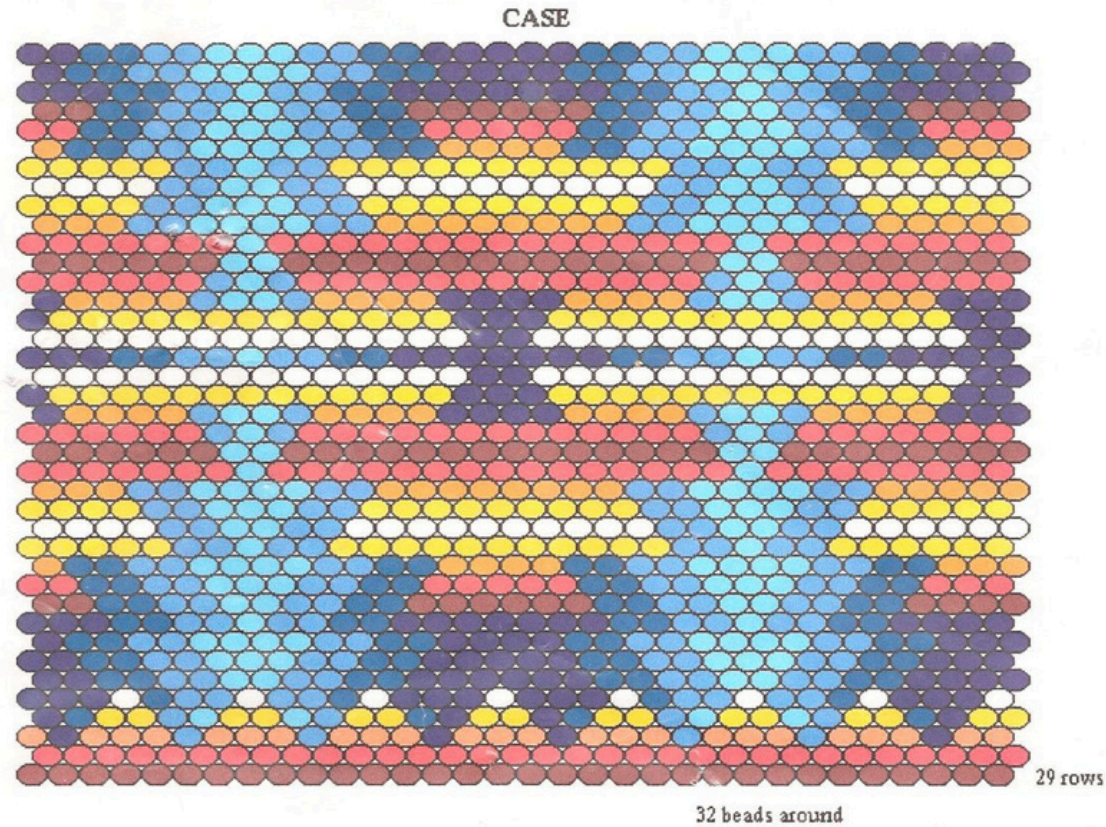
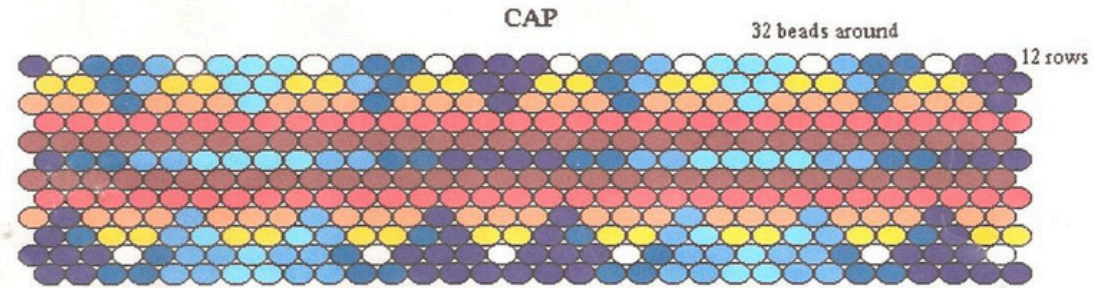
Free Even Count Peyote Stitch Patterns



Free Even Count Peyote Stitch Patterns



Free Even Count Peyote Stitch Patterns



COLORS: White, Yellow, Orange, Red, Lt. Blue, Med. Blue, Dk. Blue, & Navy

Free Even Count Peyote Stitch Patterns

