



## DOUBLE LOCK STITCH SEWING MACHINE



# What Is A Double Lock Stitch?

A double lock stitch is a sewing technique that involves sewing two parallel rows of lock stitches, which are formed by interlocking the needle thread and bobbin thread tightly. That's why it's called a double needle lock stitch sewing machine.




# What Is A Double Lock Stitch Sewing Machine?

A double lock stitch sewing machine is a specialized type of sewing machine designed to create double rows of lock stitches smoothly. Unlike a standard lock stitch machine, which forms a single row of interlocked stitches.







# Double Needle Lock Stitch Machine Features



**Adjustable Stitch Length & Needle Spacing**




**Some machines sew up to 3,000 stitches per minute**



**Automatic Thread Trimming**



**Even Fabric Feeding**

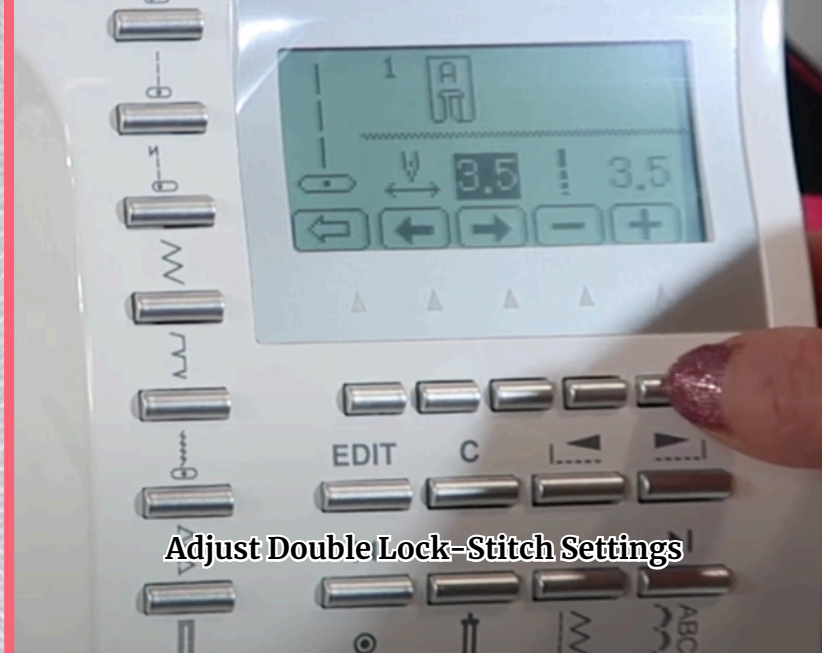


**Easier operation and comfort**





Get A Twin Needle For A Double Lock Stitch



Adjust Double Lock-Stitch Settings



Position the Fabric

## How To Double Lock Stitch On Sewing Machine?



Gently Press The Foot Pedal To Start Double Lock Stitching




Stop Sewing And Keep The Needle Down In The Fabric



Cut The Threads Close To The Fabric



**Get A Twin Needle  
For A Double Lock  
Stitch**



## Adjust Double Lock-Stitch Settings







## **Position the Fabric**





**Gently Press The Foot  
Pedal To Start Double  
LockStitching**



**Stop Sewing And Keep  
The Needle Down In  
The Fabric**





**Cut The Threads  
Close To The  
Fabric**