






## TYPES OF STITCHING ON SEWING MACHINE





# Sewing Machine Stitches and Their Uses

The straight stitch is for basic seams.




Zigzag stitch, which I love for finishing raw edges and sewing stretchy fabrics without popping a seam.




If I want a hem that looks invisible from the front, I go for the blind hem stitch.



# 29 Types Of Stitching On Sewing Machine With Pictures




**Straight Stitch**




**Overcast Stitch**



**Darning Stitch**




**Saddle Stitch**



**Ladder Stitch**



**Underlay Stitches**



**Zigzag Stitch**



**Overlock Stitch**




**Box Stitch**



**Tack Stitch**




**Fill Stitch**



**Outline Quilting Stitches**




**Blind Hem Stitch**



**Lightning Stitch**



**Pick Stitch**




**Blanket Stitch**



**Cutwork**



**Stipple Quilting**



**Buttonhole Stitch**



**Feather Stitch**




**Catch Stitch**



**Stretch Stitch**



**Surface Embroidery**



**Scallop Stitch**




**Backstitch**




**Honeycomb Stitch**



**Pad Stitching**



**Chain Stitch**



**Tatami Stitch**






## Straight Stitch



## Zigzag Stitch







## Blind Hem Stitch




## Buttonhole Stitch





## Backstitch





## Overcast Stitch



## Overlock Stitch





## Lightning Stitch





## Feather Stitch



## Honeycomb Stitch








## Darning Stitch





## Box Stitch





## Pick Stitch





## Catch Stitch





Inspire  
*Sewing*



## Pad Stitching





## Saddle Stitch





## Tack Stitch





## Blanket Stitch





## Stretch Stitch





## Chain Stitch





## Ladder Stitch





## Fill Stitch





## Cutwork



## Surface Embroidery







## Tatami Stitch



## Underlay Stitches





## Outline Quilting Stitches







## Stipple Quilting



## Scallop Stitch

