




TRIPLE STRAIGHT STITCH



What Is Triple Straight Stitch?


A triple straight stitch is simply a straight stitch, but executed in three rows. To the eye, it looks almost like a regular straight stitch.





**What Is a Triple
Straight Stitch
Used For?**

Triple Straight Stitch Symbol





Get The Right Pressure Foot For
The Triple Straight Stitch

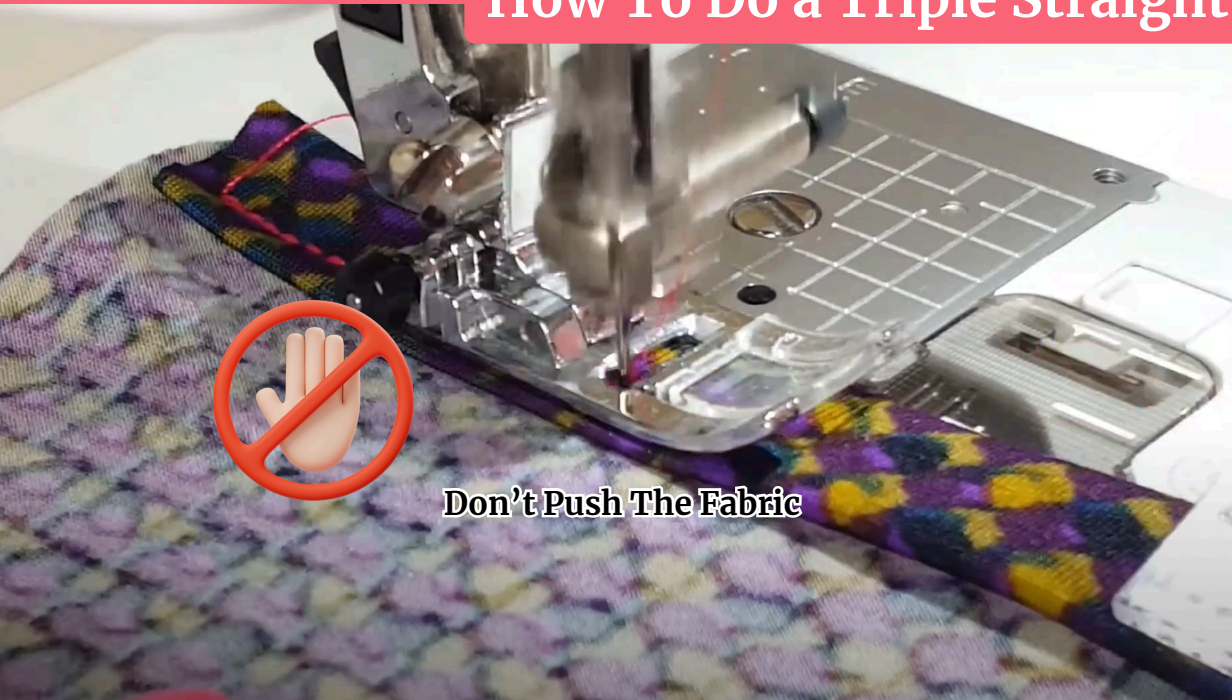


Thread For The Triple Straight
Stitch



Start Sewing & Slow Down My
Machine Speed

How To Do a Triple Straight Stitch on a Sewing Machine?



Don't Push The Fabric



End Triple Stitch with a Back
Stitch



**Get The Right
Pressure Foot for the
Triple Straight Stitch**



Thread For the Triple Straight Stitch




Sewing Inspo
— ◆ —

**Start Sewing &
Slow Down My
Machine Speed**



Sewing Inspo
— ◆ —

**Don't Push the
Fabric**



End Triple Stitch with a Back Stitch