



JUNIMO CROSS STITCH





Sewing Inspo




**Stardew Valley How
to Read Junimo?**


How To Do Junimo Cross Stitch?




Gather All Your Supplies



Cut The Thread



Found The Center of My Fabric




Complete Full Cross Stitches



Work Color by Color



Secure Your Thread



Add Backstitch (If Your Pattern Has It)



Wash, Press & Finish & Frame It

Gather All Your Supplies



The Junimo cross-stitch pattern



14-count Aida fabric



Embroidery floss in all the cute Junimo colors




A needle, an embroidery hoop, and a small pair of scissors.




Optional: a highlighter or marking app to track progress (trust me, it's a lifesaver).

Cut The Thread





Found The Center Of My Fabric



**Complete Full
Cross Stitches**

Work Color by Color




Secure Your Thread





**Add Backstitch (If
Your Pattern Has It)**



Inspire
Sewing

**Wash, Press & Finish
& Frame It**