




## HEAVY CHAIN STITCH






# Heavy Chain Stitch Definition



Heavy chain stitch is like the bold, chunky cousin of the regular chain stitch. This is why it's also called thick chain stitch. It's a thicker, more textured version gives your embroidery a nice raised effect.



# Heavy Chain Stitch Patterns





# Heavy Chain Stitch Patterns



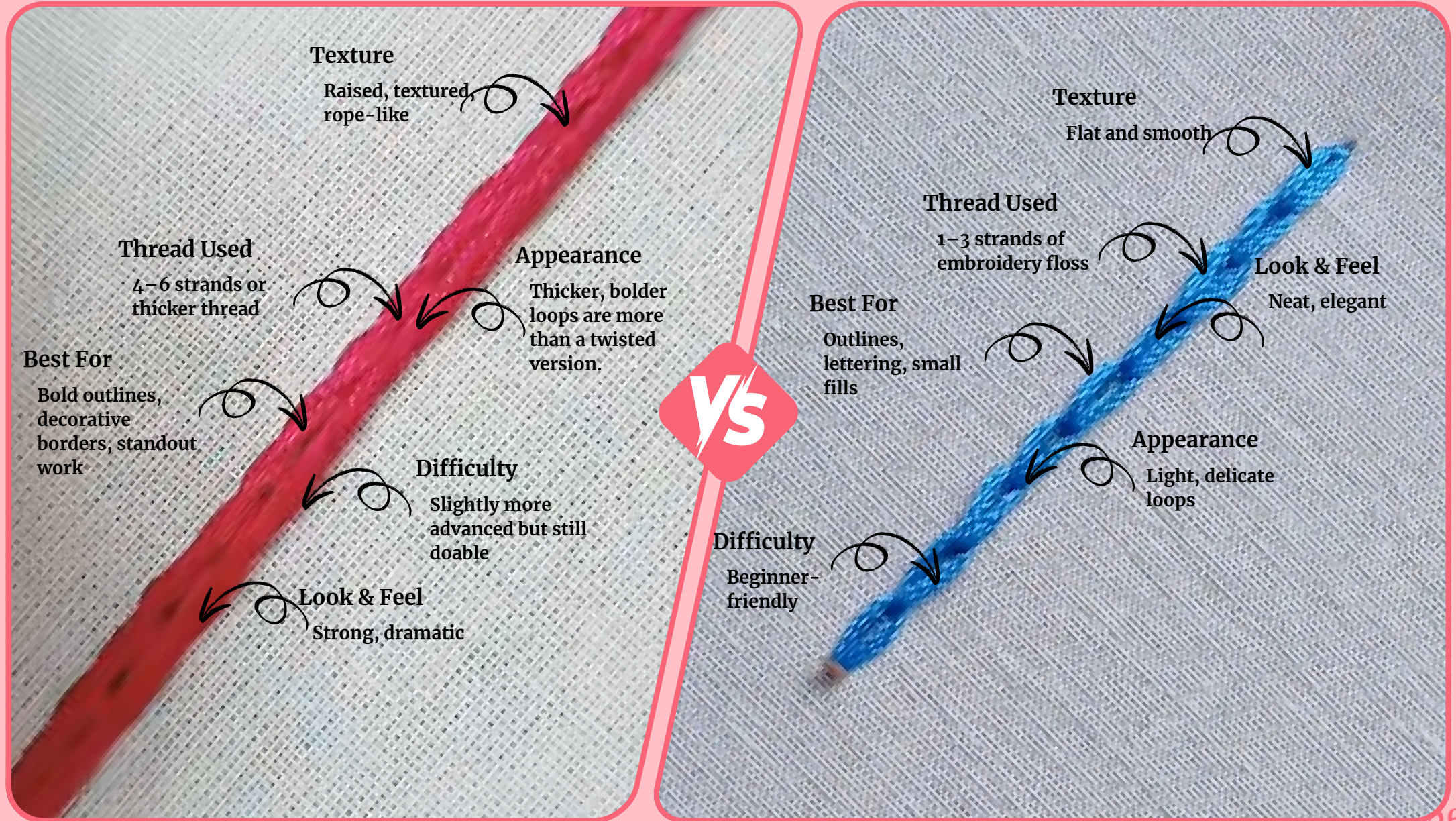


# Heavy Chain Stitch Patterns





# Heavy Chain Stitch Vs Chain Stitch





# Start With a Tiny Straight Stitch




**Come Up a Little  
Ahead**






## Slide Under the Anchor Stitch








**Go Down the  
Same Hole**





**Slide The Needle  
In Through  
Anchor Stitch**







**Repeat the  
Process**





**Start Passing  
Under Two Chains**







**Continue the  
Pattern**





## Ending the Stitch





# Heavy Chain Stitch Embroidery





# Heavy Chain Stitch Embroidery





# Heavy Chain Stitch Embroidery

