



## WHIPPED CHAIN STITCH






**Start with a Neat  
Chain Stitch Row**






**Bring in a  
Contrast Thread**






**Slide Your Needle  
Under The First  
Chain Loop**





**Keep Sliding The  
Needle In & Out**





**Finish It Off with  
a Clean Tuck**





## Double Whipped Chain Stitch







## **Whipped Chain Stitch Embroidery**