

Stoney Creek Cross Stitch Free Patterns PDF download

Love Greatly (Photo on page 41.)

ANCHOR DMC
Embroidery Thread
Z 907 680 old gold
X 268 937 avocado green med.

WEEKS DYE WORKS
Hand Over Dyed Floss (2 strands)
O 1268 molasses (DMC 938)
O 1333 Lancaster red (DMC 221)


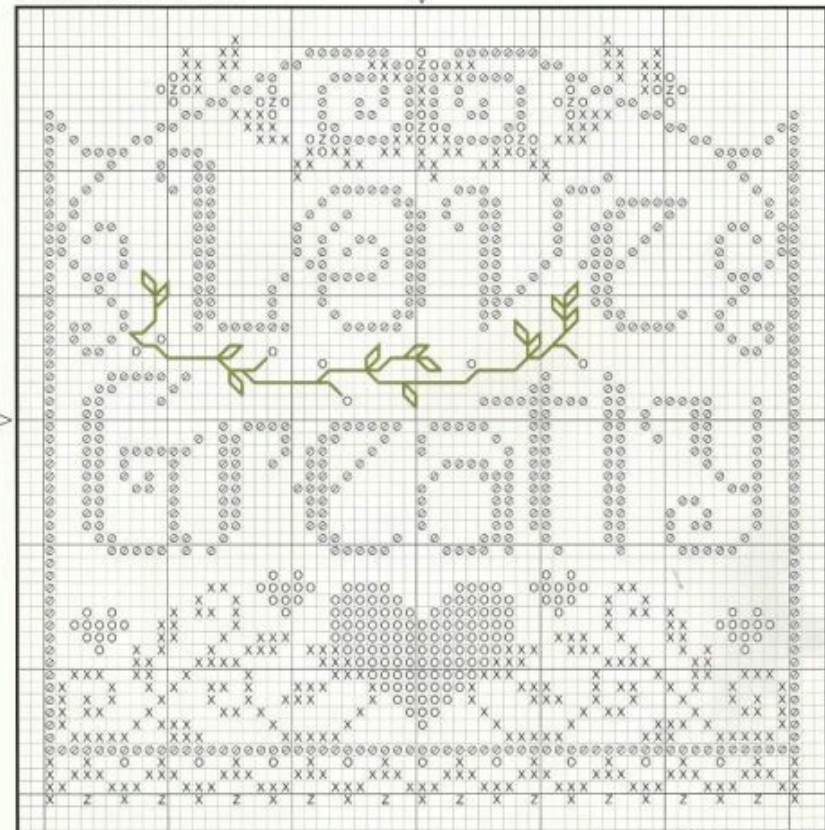
DMC
Color Variations
4066 Amazon moss (DMC 937)
for backstitching

Backstitching is done in in DMCV 4066
Amazon moss Color Variations.


Stitch Count 61w x 61h
Approximate Design Size

Aida 11	5 1/2" x 5 1/4"
	(14.1 cm x 14.3 cm)
Aida 14	4 1/4" x 4 1/2"
	(11.1 cm x 11.2 cm)
Aida 18	3 1/2" x 3 1/2"
	(8.6 cm x 8.7 cm)

NOTE: Our model was stitched on 28 ct. lamb-
swool linen over 2 threads with 2 strands of floss
for cross stitch and 1 for backstitch. It is displayed
in a 5" x 5" Timeworn Rose of Sharon Lucy Family
Tree frame (Item #LUCY5.5TRS).





Stoney Creek Cross Stitch Free Patterns PDF download

ANCHOR DMC Embroidery Thread		STONEY CREEK Button		Approximate Design Size
355 975	golden brown dk.	 SB105	hoot owl (1)	Aida 11 7 3/4" x 8" (19.9 cm x 20.6 cm)
1001 976	golden brown	Backstitch words in ANCHOR 936/ DMC 3857.		Aida 14 6 1/4" x 6 1/4" (15.6 cm x 16.1 cm)
1002 977	golden brown lt.	Backstitch stems and leaves in THREAD- WORX 1043 fantasy island Overdyed Floss.		Aida 18 4 3/4" x 5" (12.1 cm x 12.6 cm)
349 3826	golden brown med.	All other backstitching is done in WEEKS DYE WORKS 1268 molasses Hand Over Dyed Thread.		NOTE: Our model was stitched on 14 ct. china white Aida over 1 square with 2 strands of floss for cross stitch and 1 for backstitch. Custom mats and frame is available from Stoney Creek
936 3857	rosewood dk.	SPECIAL NOTE: After stitching is complete, attach owl using ANCHOR 936/ DMC 3857.		

THREADWORK Overdyed Floss (2 strands)	
1043	fantasy island

WEEKS DYE WORKS Hand Over Dyed Thread (2 strands)	
1268	molasses (DMC 3031)





Stoney Creek Cross Stitch Free Patterns PDF download

Spring Bell Pull- Nuture

Backstitch the word "NUTURE" in WEEKS DYE WORKS 2342 dutch iris Hand Over Dyed Thread.
Backstitch vines, stems and leaves in ANCHOR 267/DMC 469.
All other backstitching is done in ANCHOR 382/DMC 3371.

SPECIAL NOTE: After stitching is complete, attach flower button using ANCHOR 293/DMC 727.



Stoney Creek Cross Stitch Free Patterns PDF download

Faith

Hand Over Dyed Thread (2 strands)
G 1233 cocoa (DMC 610)


ANCHOR DMC
Embroidery Thread

e	265	471	avocado green vy. lt.
C	264	472	avocado green ultra vy. lt.
∟	75	962	dusty rose med.
r	73	963	dusty rose ultra vy. lt.
	264	3348	hunter green vy. lt.
♡	59	3350	dusty rose ultra vy. dk.
⊙	263	3362	pine green dk.
○	262	3363	pine green
X	261	3364	pine green lt.

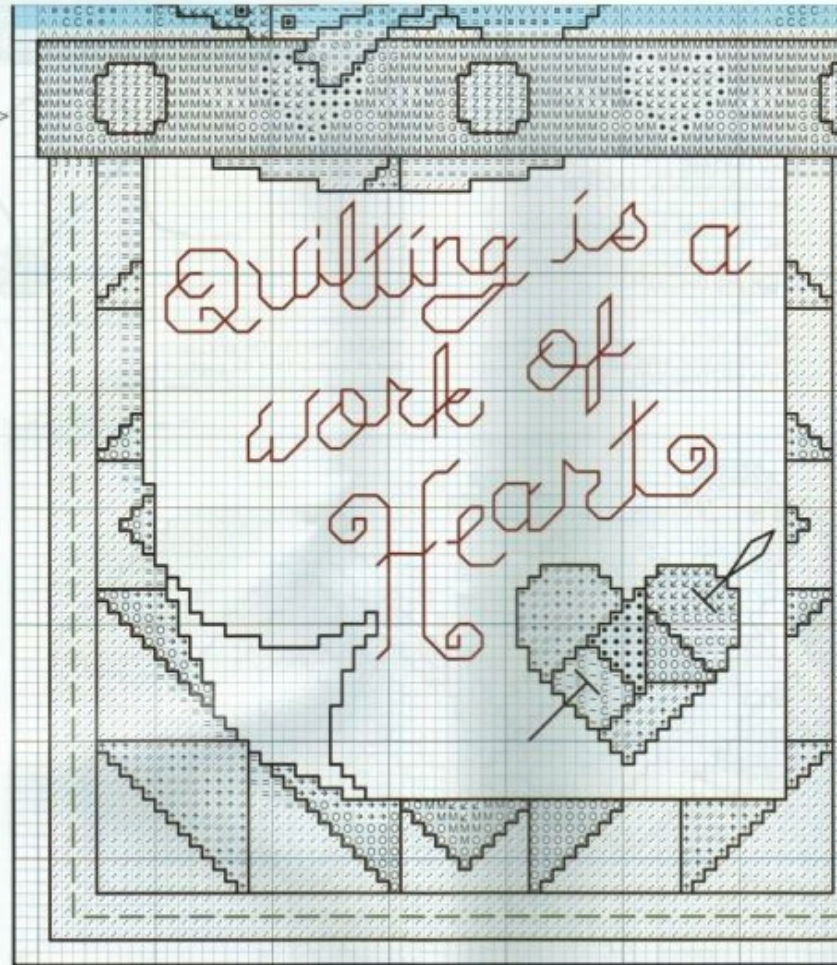
THREADWORX
Floss Overdyed
1069 spanish olives backstitching

MILL HILL
Glass Seed Beads
00145 pink (64)

Backstitch words and small squares in WEEKS DYE WORKS 1233 cocoa Hand Over Dyed Thread.
All other backstitching is done in THREADWORX 1069 spanish olives Floss Overdyed.



Stoney Creek Cross Stitch Free Patterns PDF download



Stoney Creek Collection, Inc. © 2014


Work of Heart (cont.)

SPECIAL NOTE: The blue shaded area of this graph is a duplication of symbols from the graph on page 26.


Stitch Count 140w x 141h
Approximate Design Size

- Aida 11 12 3/4" x 12 3/4"
(32.3 cm x 32.6 cm)
- Aida 14 10" x 10"
(25.4 cm x 25.6 cm)
- Aida 18 7 1/4" x 7 1/4"
(19.8 cm x 19.9 cm)

NOTE: Our model was stitched on 25 ct. white Lugana over 2 threads with 2 (or 3) strands of floss for cross stitch and 1 for backstitch. It is displayed on a 12" Quilt Block fabric holder (Item #24867).



Stoney Creek Cross Stitch Free Patterns PDF download



SPECIAL NOTE: The blue shaded area of this graph is a duplication of symbols from the graph on page 49. The pink shaded area of this graph is a duplication of symbols from the graph on page 50.

Using large orange dots and fine orange lines as guides for placement, forgetitch wheat beads with 1 strand each of ANCHOR 874/ DMC 676 and ANCHOR 956/ DMC 677.

Using large brown dots as guides for placement, work French Knots for bird's eyes with 1 strand of ANCHOR 382/ DMC 3371. French Knot instructions are found on page 24.

A large cross-stitch pattern on a grid. The pattern depicts a winter scene with a snow-covered landscape, a small house, and a tree. The text 'MER' and 'ALTY' is visible in the lower left. The pattern includes various symbols and colors like blue, pink, and orange. A dashed box highlights a specific section of the pattern. The page number '51' is at the bottom right.

Stoney Creek Collection, Inc. © 2012

Stoney Creek Collection Winter 2012

51



Stoney Creek Cross Stitch Free Patterns PDF download

Christmas Village
Block #17

SPECIAL NOTE: The red shaded area at the left of this graph shows the rightmost two rows of Block #16 (Spring 2013 issue, page 45). The red shaded area at the top of this graph shows the bottom two rows of Block #12 (Winter 2013 issue, page 39). The red shaded area at the right of this graph shows the leftmost two rows of Block #18 (page 43). The red shaded area at the bottom of this graph shows the top two rows of Block #22. Do not duplicate shaded areas. The purple lines indicate the 90w x 89h Block.

Backstitch birds' eyes in ANCHOR 403 / DMC 310.
All other backstitching is done in ANCHOR 382/ DMC 3371.

Stoney Creek Collection, Inc. © 2013






Stoney Creek Cross Stitch Free Patterns PDF download

92w x 87h Stitches
(Farm House)
Approximate Design Area:
Aida 11 8 1/4" x 8"
(21.2 cm x 20.1 cm)
Aida 14 6 1/2" x 6 1/4"
(16.7 cm x 15.8 cm)
Aida 18 5" x 4 3/4"
(13.0 cm x 12.3 cm)

Backstitch border in ANCHOR 897/DMC 902.
All other backstitching is done in ANCHOR 382/DMC 3371.

SPECIAL NOTE: Our models were stitched on the squares of a 14 ct. beige Hearthsides afghan over 1 square with 2 strands of floss for cross stitch and 1 for backstitching unless otherwise noted.



Stoney Creek Cross Stitch Free Patterns PDF download

SNOW FLIGHTS Collectors' Series Afghan

Block #9- Welcome Snowman



SPECIAL NOTE: Refer to the Placement Chart on page 40 for placement of Block 9.

Backstitch snowman's eyes and buttons and the letters in the word "WELCOME" in ANCHOR 403/ DMC 310. All other backstitching is done in ANCHOR 382/ DMC 3371.

Stitch Count 83w x 82h
Approximate Design Size

Aida 11	7 1/2" x 7 1/2"
	(19.2 cm x 18.9 cm)
Aida 14	6" x 5 1/4"
	(15.1 cm x 14.9 cm)
Aida 18	4 1/2" x 4 1/2"
	(11.7 cm x 11.6 cm)

SPECIAL NOTE: Our model was stitched on a 14 ct. Lady Elizabeth afghan over 1 square with 2 strands of floss for cross stitch and 1 for backstitch, unless otherwise noted.



Stoney Creek Cross Stitch Free Patterns PDF download

Collectors' Series Afghan

Block #15- Snowman with Berry Branch in Pct

SPECIAL NOTE: Refer to Placement Chart on page 40 for placement of Block 15.

Backstitch eyes and button in ANCHOR 403/DMC 310.
All other backstitching is done in ANCHOR 382/DMC 3371.

Stitch Count 63W x 62H
Approximate Design Size

Aida 11	7 3/4" x 7 1/2"
	(19.6 cm x 18.9 cm)
Aida 14	6" x 5 1/4"
	(15.4 cm x 14.9 cm)
Aida 18	4 3/4" x 4 1/2"
	(12.0 cm x 11.6 cm)

SPECIAL NOTE: Our model was stitched on a 14 ct. Lady Elizabeth afghan over 1 square with 2 strands of floss for cross stitch and 1 for backstitch, unless otherwise noted.

