



Ladder Chain Stitch

AND HERE IS THE RESULT



What Is Ladder Chain Stitch?







I draw 2 lines
with a pencil on
my fabric



**I bring the needle
up through the
fabric**



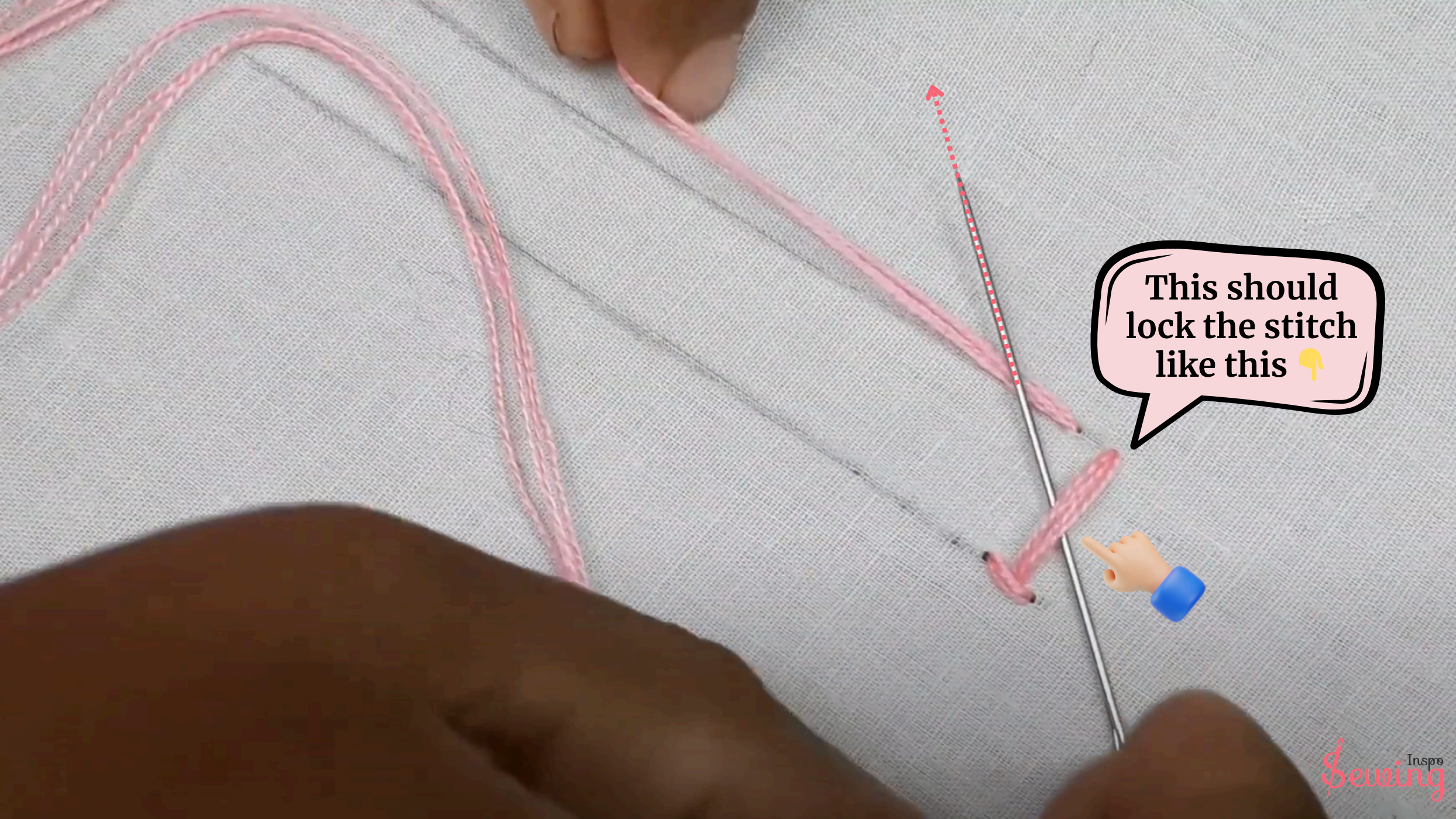
**I push the
needle down
again to the
other line**




**Push the needle
beside the 1st
stitch**

I give 1/2 inch gap and slide the needle in & slide out through the 2nd line






This should
lock the stitch
like this 🖐️



**Now slide your
needle through
the 1st stitch**

Slide the needle through the 1 lock you created and pull the needle



Ladder Chain Stitch Patterns

