





Embroidery Darning Stitch



A3


I'm drawing a grid of 5mm squares inside the circles



**Insert the
needle from
the circle line**




Now push the
needle in & out
through the
line



**Push the needle
in & out the
same way**



**Push the needle
in & out above
the 1st stitch day**

A close-up photograph of a person's hand sewing a piece of blue fabric. The fabric is held taut, and the hand is using a needle and white thread to create a series of parallel, slightly curved lines. The thread forms a grid-like pattern. A speech bubble with a black border and white background is positioned over the fabric, containing the text "Do the same way for the next line". The background is a wooden surface.

**Do the same
way for the
next line**