

*Sewing* Inspø

---


# Honeycomb Darning



# What is Honeycomb Darning?



# What Does a Darning Egg Do?






I pop the disc  
inside the  
sock




I start by pulling  
the thread through  
at the edge



I push the needle  
down about 5  
millimeters to one  
side



I loop it  
under the  
needle




I just keep repeating the process. Down, up,






Needle goes  
down through  
each horizontal  
stitch.



By the third row,  
the stitches are  
getting closer to  
the center



Weave the thread  
through a few  
stitches to secure  
it