

# What Is A Closed Buttonhole Stitch?

[WWW. SEWINGINSPO.COM](http://WWW.SEWINGINSPO.COM)



*Sewing* Inspo

# Closed Buttonhole Stitch Embroidery Designs




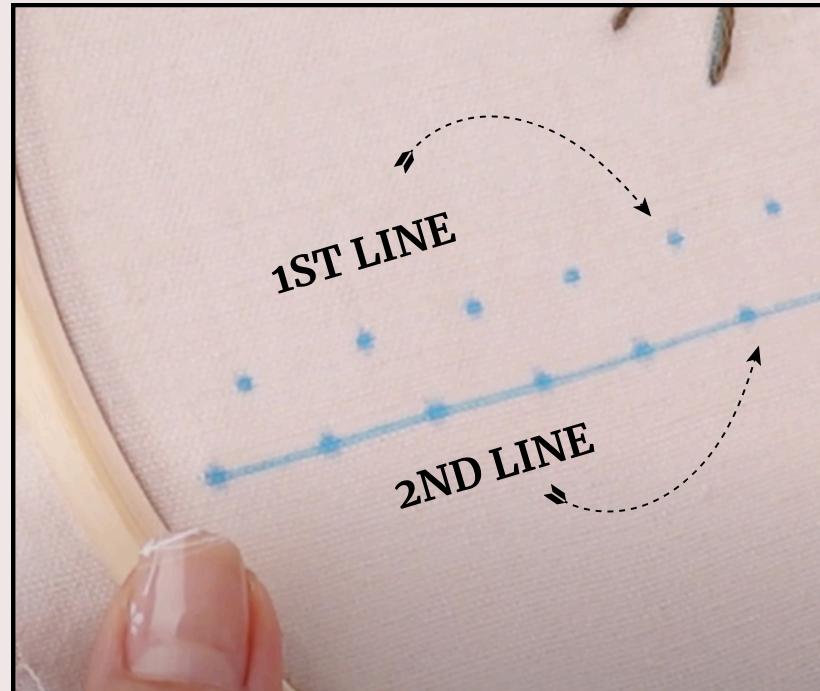
[WWW. SEWINGINSPO.COM](http://WWW.SEWINGINSPO.COM)






---


# HOW TO DO CLOSED BUTTONHOLE STITCH?






# Mark 2 Lines On Fabric

# Push The Needle In 2nd Line





# Push The Needle Into 1st Line Diagonally

[WWW. SEWINGINSPO.COM](http://WWW.SEWINGINSPO.COM)






# Insert The Needle From The Wrong Side Into The 2nd Line

[WWW. SEWINGINSPO.COM](http://WWW.SEWINGINSPO.COM)

---



*Sewing* Inspo

# Continue The Sequence

[WWW. SEWINGINSPO.COM](http://WWW.SEWINGINSPO.COM)