
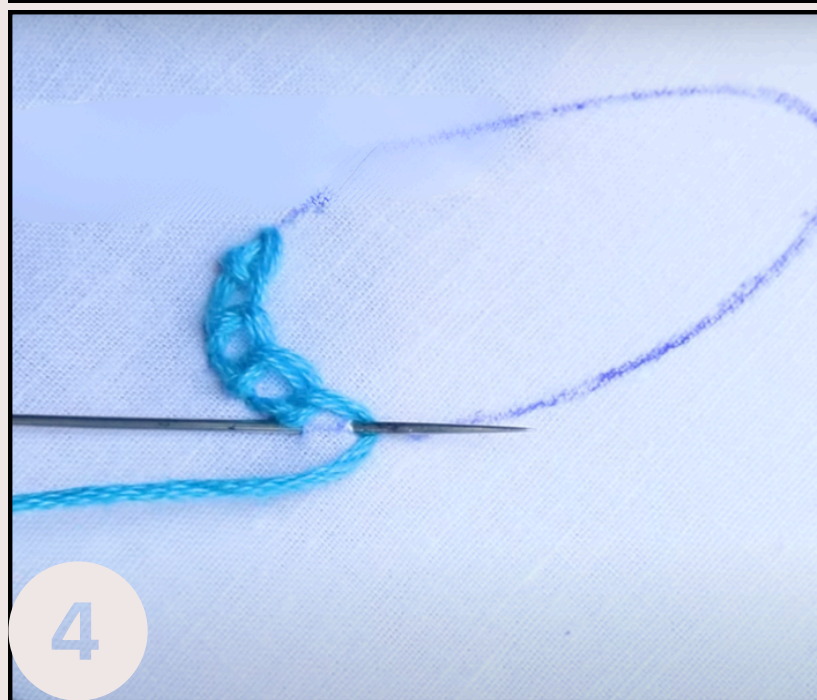





# What Is A Detached Buttonhole Stitch?

---


**HOW TO DO A  
DETACHED  
BUTTONHOLE STITCH  
BY HAND**






# Draw a Design

[WWW. SEWINGINSPO.COM](http://WWW.SEWINGINSPO.COM)




# Stitch The Outline Of the Shape With a Backstitch

[WWW. SEWINGINSPO.COM](http://WWW.SEWINGINSPO.COM)



# Do Blanket Stitch On Each Backstitch

[WWW. SEWINGINSPO.COM](http://WWW.SEWINGINSPO.COM)



*Sewing* Inspo

# Pass Your Needle Through The Outline

[WWW. SEWINGINSPO.COM](http://WWW.SEWINGINSPO.COM)

---






*Sewing* Inspo

# Do Some Reverse Stitch

[WWW. SEWINGINSPO.COM](http://WWW.SEWINGINSPO.COM)

**CORDED DETACHED  
BUTTONHOLE  
STITCH**







**FLOWERS**



**LEAVES**



**FRUITS**



**ANIMALS**



**TEXT**



**BUGS**

*Sewing* Inspo

# Detached Buttonhole Stitch Patterns

[WWW. SEWINGINSPO.COM](http://WWW.SEWINGINSPO.COM)